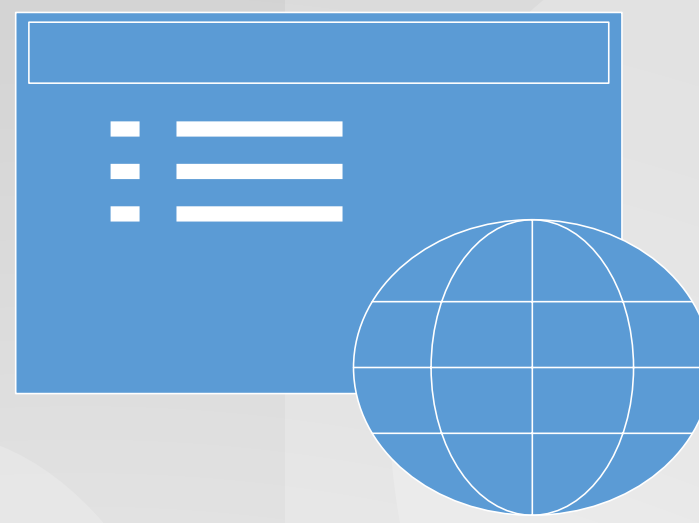



Buying Land - Registering Land

Land Registration Management Information System (LRMIS)



Visit LRMIS Website
for Further Information
<https://rodportal.punjab-zameen.gov.pk>



Buyer and Seller of Land



Process One



Buyer and Seller to Obtain
Fard (Ownership Proof Document)
from LRMIS Record Centre



Visit LRMIS Computer Centre
(Every District has one Center)

Step 1



NADRA Verification at the spot
Available at the Centre

Step 2



Identification of Land and Rights
Holder in Records

Step 2



Get Fee Challan From Counter

Step 3



Deposit Fee at the Bank Counter (500 PKR)

Step 4



Deposit the Receipt

Step 5



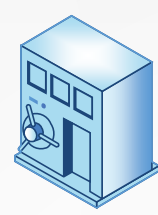
Receive The Fard (Ownership Proof Document)



All facilities are available at the
facilitation center
to complete the process
The process takes approx. 30 minutes



Process Two



Fee Payment
(Total 6% of the Dc Rate of the Land Area)



Town Fee 1%
CVT 2%
Stamp Duty 3%

Step 1



Get challan 32-A from the website
www.es.punjab.gov.pk

Step 2



Enter all the Details at the Website
for Generating Challan

Step 3



Pay Challan Fee at Any
Bank Of Punjab Branch

Step 4



Receive Receipt of Challan


Step 5



Stamp Paper is Generated and
Received by the Buyer from the Bank



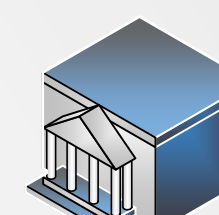
Process Three



Hire
The
Deed
Writer
Or
Lawyer



Process Four



Execution & Registration of a Deed
Before Registration Authority & Mutation
in Revenue Record at Sub Registrar Office

Step 1




Submission of documents at Sub-Registrar Office
(District Council or Municipal corporation)
Mutation Fee PKR 1000

Step 2




Online Verification of Stamp Paper and Fee
PKR 1000

Step 3



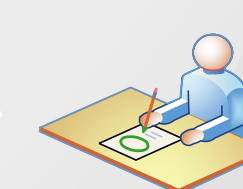
Online verification of Fard

Step 4



Electronic Capturing of Deed Details

Step 5



Approval of Registry by Sub-Registrar

Step 6



Scanning and Passed Registry and Online
Transmission to LRMIS

Step 7



Automatic Attestation by
Assistant Director Land Record